

**Accessing our
School ICT Learning Resources
from home.**

How do we access our computing resources at school?



Hardware – visible and touchable parts of a computer.

How could we access them at home?

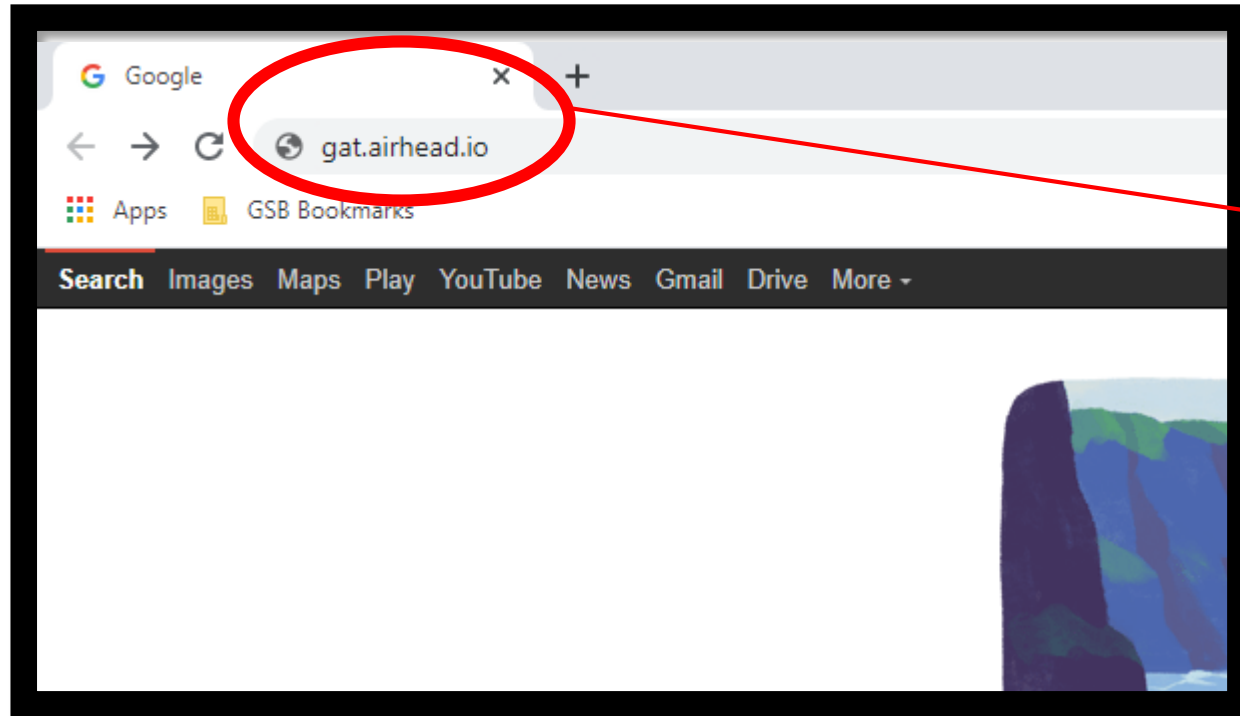


What software do we use to access our school resources?



Software - data and instructions that allow you to use the hardware or do a job like type a story or send an email.

Finding Airhead



Go onto Google Chrome or another search engine and type

gat.airhead.io

Press enter.

Find your establishment in Airhead:

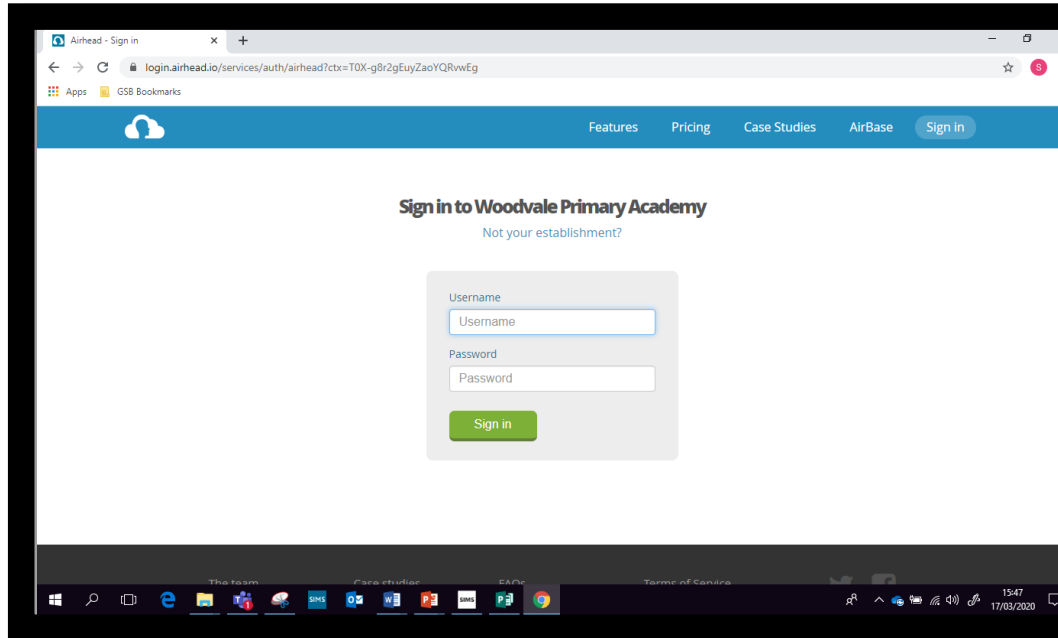
Woodvale Primary Academy [Remove](#)

Woodvale Primary Academy [Remove](#)

Type our school name in then press enter (the backwards arrow).

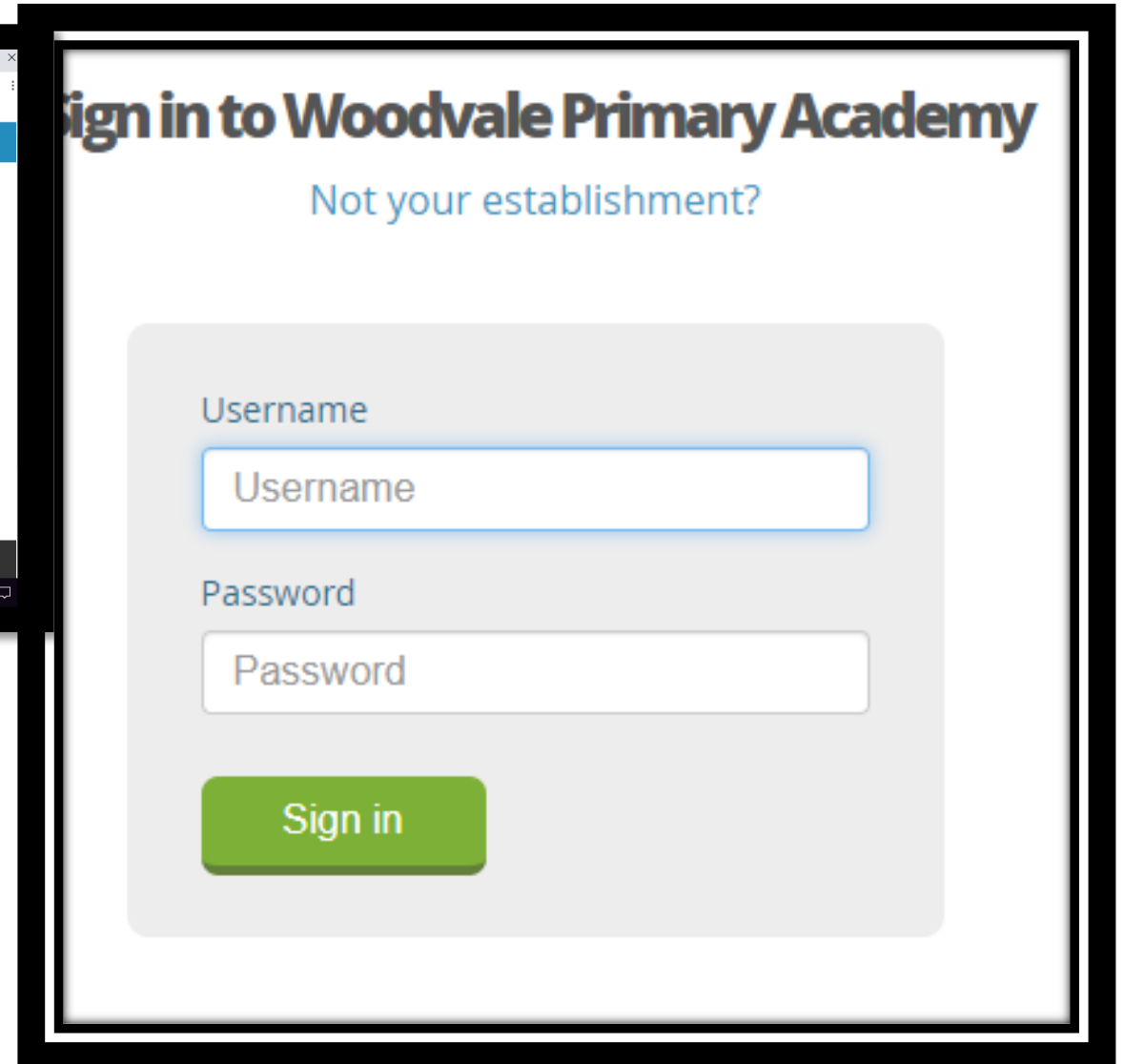
..or sign in as an individual:

Type in your user name and password:

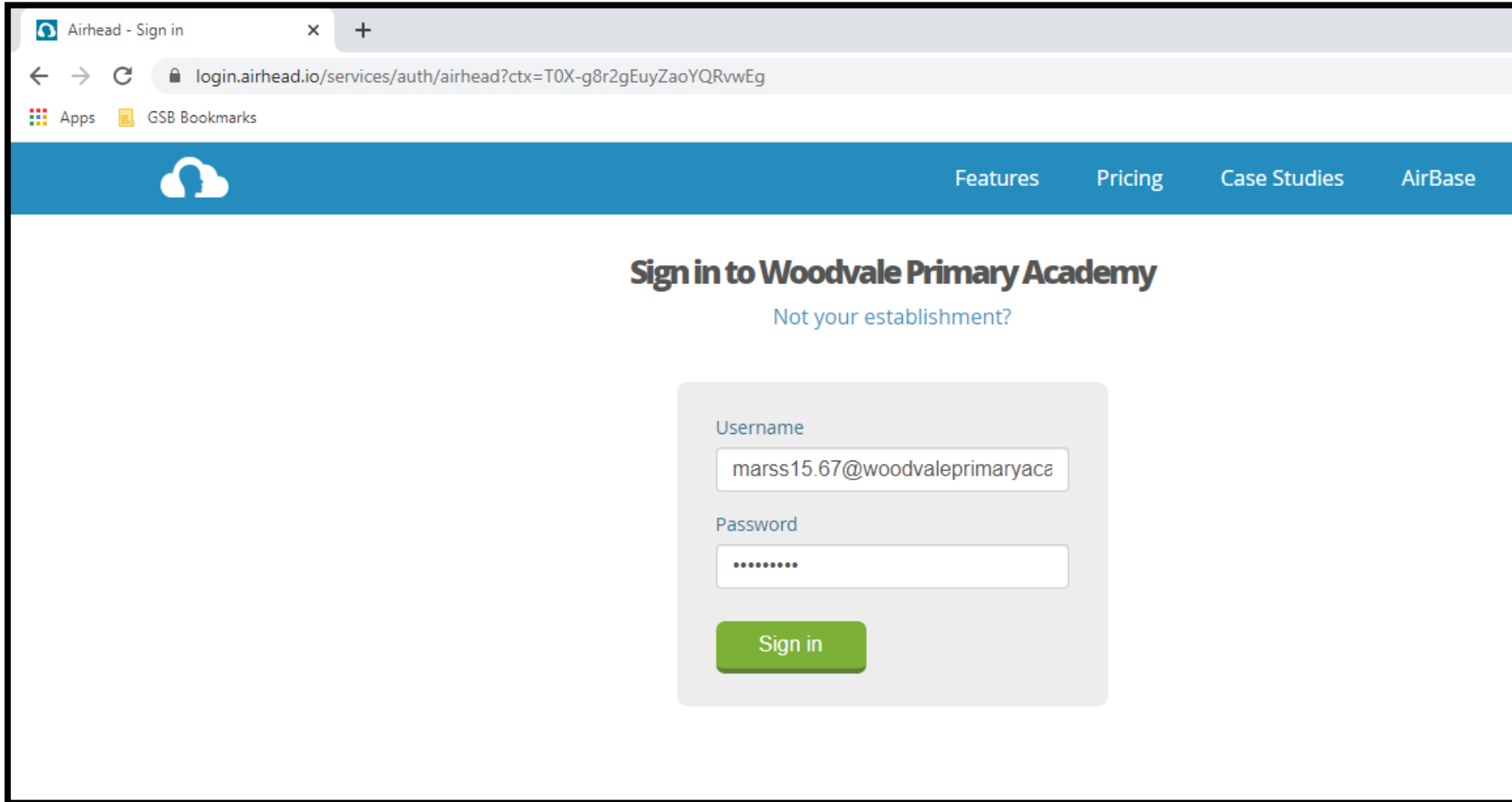


User name – the first 4 letters of your last name + the first letter of your first name + your year group number + @woodvaleprimaryacademy.org

Password – Your given password



For Example:



A screenshot of a web browser showing the login page for Airhead. The browser's address bar displays the URL `login.airhead.io/services/auth/airhead?ctx=T0X-g8r2gEuyZaoYQRvwEg`. The page has a blue header with the Airhead logo (a cloud with a person silhouette) on the left and navigation links for "Features", "Pricing", "Case Studies", and "AirBase" on the right. The main content area is white and contains the heading "Sign in to Woodvale Primary Academy" in bold, followed by a link "Not your establishment?". Below this is a light gray login box with two input fields: "Username" containing the email `marss15.67@woodvaleprimaryaca` and "Password" with masked characters. A green "Sign in" button is positioned at the bottom of the login box.

Airhead - Sign in

login.airhead.io/services/auth/airhead?ctx=T0X-g8r2gEuyZaoYQRvwEg

Apps GSB Bookmarks

Features Pricing Case Studies AirBase

Sign in to Woodvale Primary Academy

[Not your establishment?](#)

Username

marss15.67@woodvaleprimaryaca

Password

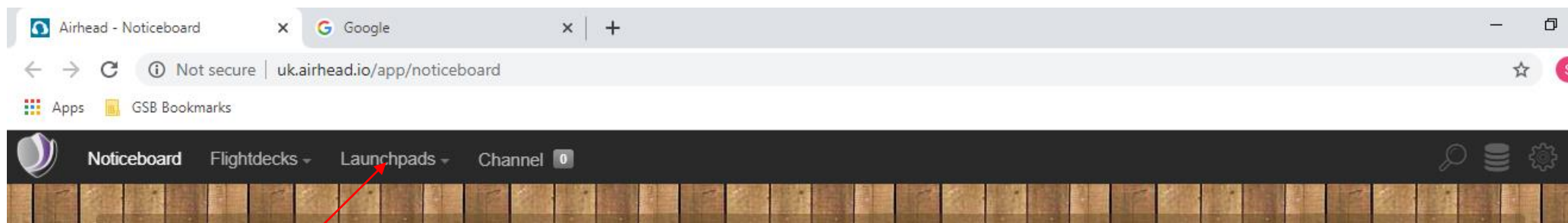
.....

Sign in

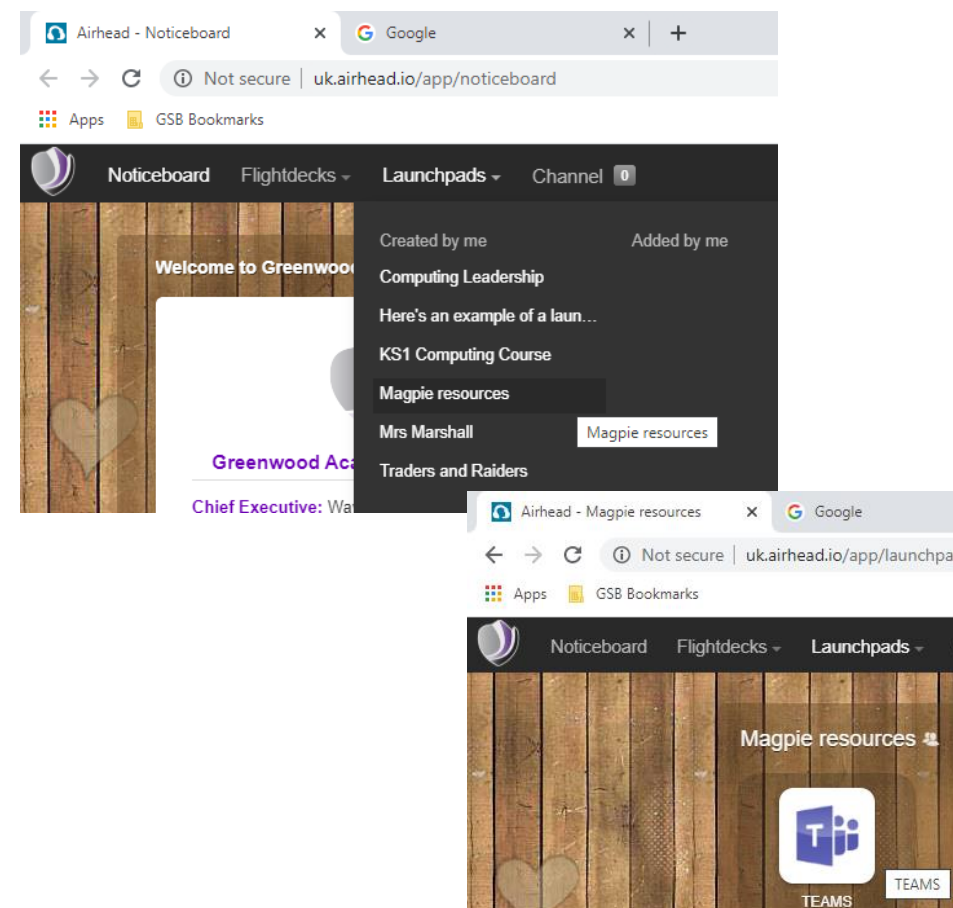
Alternatively

Ask you parent or carer to scan the QR code you have been provided with. To scan you just take a photograph using a smart phone or tablet. This will allow you immediate access to your Airhead account.






Go onto your Class Launchpad. Your teacher will have created tiles for you to access **Microsoft TEAMS** and other Resources.



What will I find in Microsoft TEAMS?



Click on your class TEAM where you will find information and instructions from your teacher.

Your teach may have set you an assignment. You can view assignments using the Assignments tab on the left of your screen as well.

When assignments are complete you can submit them.

Airhead - Magpie resources

(1) Microsoft Teams

General (WPA_Class Magpies)

teams.microsoft.com/_#/school/conversations/General?threadId=19:706fba67ff334d43b7bf85874f1474b5@thread.skype&ctx=channel

AppsGSB Bookmarks

Microsoft Teams

Search or type a command

SM

Activity

Chat

Teams

Assignments

Calendar

...

Apps

Help

< All teams

WPA_Class Magpies

...

General

General

Posts

Files

Class Notebook

Assignments

Grades

+

Team

...

soft Forms

eur01.safelinks.protection.outlook.com

← Reply

March 10, 2020

Unknown User joined the team.

Unknown User has been removed from the team.

Today

Last read

👍❤️😬😬😬😬

Assignments 4:12 PM

Portal Story

Due Mar 31

View assignment

← Reply

Start a new conversation. Type @ to mention someone.

Windows Taskbar

16:13 17/03/2020

The screenshot shows the Microsoft Teams web interface. The browser address bar displays the URL: `teams.microsoft.com/_/#/school/classroom/General?threadId=19:706fba67ff334d43b7bf85874f1474b5@thread.skype&ctx=channel`. The left-hand navigation pane includes icons for Activity, Chat, Teams, Assignments, and Calendar. The main content area is titled 'WPA_Class Magpies' and shows the 'General' channel. The 'Assignments' tab is selected, displaying a list of students with checkboxes for grading. The list includes: Anderson, Ella; Beigi, Niyooasha; Bilbe, Lara-Faith; Bunce, Toby; Casu, Cezar; Clark, Ethan; and Clarke, Sophie. The interface also shows a search bar, navigation pane, and taskbar.

To grade (30)	Graded (0)	Search students
Name	Status	Feedback
<input type="checkbox"/> EA Anderson, Ella		
<input type="checkbox"/> NB Beigi, Niyooasha		
<input type="checkbox"/> LB Bilbe, Lara-Faith		
<input type="checkbox"/> TB Bunce, Toby		
<input type="checkbox"/> CC Casu, Cezar		
<input type="checkbox"/> EC Clark, Ethan		
<input type="checkbox"/> SC Clarke, Sophie		

Teachers can view your work and give you feedback. Once completed you will need to submit your work. Depending on what format your teacher has used will depend on the way you submit your work. It might be a quiz, a form, a word document or a presentation.

You will all need to have accessed your user account to have a QR code generated for you.

You now need to access your account using the school system. Find your Launchpad and TEAMS then complete the first task your teacher has set.

Please note: In school you do not need to type **@woodvaleprimaryacademy.org** with your user name. At home you will.